



DOWNTOWN WASTE MANAGEMENT TOOLKIT

Annie Dudley, MURP
Michigan State University
July 26th, 2024



PROJECT TEAM



Annie Dudley
MSU



Alex Haddad
Communications
Manager
Graham



**Logan
Applebee**
Zero Waste
Manager, City
of Ferndale

INTRODUCTION



- In 2020, Ferndale hired Resource Recycling Systems (RRS) to develop a sustainable waste and recycling plan.
- RRS identified an educational gap in Ferndale's current waste management system.
- Information was provided ad hoc to new businesses but not continuously updated.
- This fellowship project aims to implement the ongoing education recommended by RRS in 2020.

WASTE REDUCTION AND RECYCLING MASTER PLAN FOR FERNDALE DOWNTOWN

PREPARED BY:



COMMISSIONED BY:





INTRODUCTION

1 Downtown Ferndale utilizes shared collection sites for recycling and refuse

To address this gap, create an informational training guide aimed at restaurant staff and business owners.

2 46% of total employment in the CBD is in restaurants

restaurant staff turn over and lack of training leads to collection site contamination

4

3

A LOOK AT FERNDALE'S SYSTEM

Zero Waste Coordinator and Sanitation Officer positions are key in creating and enforcing sustainable practices in Ferndale

These staff positions are funded through Ferndale's sanitation fee



Photo: Fatimah Bolhassan, UM Graham



Strong interdepartmental relationships help ensure effective communication and implementation

A LOOK AT FERNDALE'S SYSTEM

- key fob system
- security cameras

Photos by Fatimah Bolhassan, UM Graham



FERNDALE'S SYSTEM CONT.



Waste hubs collect various streams: mixed recycling, FOGs (fats, oils, greases), refuse, and cardboard.

High-volume materials like cardboard are collected separately.

Centralized waste hubs keep alleyways clear and improve aesthetics.

Tracking contamination and providing targeted waste management education in shared spaces is challenging.

Photo: Roger Long, Ferndale DPW



APPROACH



Stakeholder Conversations

1

- Business owners
- Downtown Development Authority (DDA)
- Department of Public Works (DPW)
- City of Ferndale Communications department

2

Synthesize findings in Downtown Waste Management Toolkits, one for Ferndale, another as a plug-and-play kit.



Photo: Annie Dudley, Michigan State University



Sommer Realy
DDA Engagement
Manager

Photo: Fatimah Bolhassan, UM Graham

Conversations with Ferndale business owners and DDA




Jennifer Beeker
DDA Executive Director

Photo: Fatimah Bolhassan, UM Graham

Deliverables






July 26th, 2024



FERNDALE

DOWNTOWN WASTE MANAGEMENT TOOL-KIT

An Informational Guide
by
CLCF Annie Dudley



MICHIGAN DEPARTMENT OF ENVIRONMENT, GREAT LAKES, AND ENERGY

GRAHAM INSTITUTE

Table of Contents

Cover page	1
Acknowledgments	2
Table of Contents	3
How Collection Works	4
Why Recycle	8
Trash	9
Recycling	12
Cardboard Recycling	14
FOGs Recycling	15
Organics Recycling	17
About the Project	21
FAQs	22
Works Cited	23



Deliverables Cont.

How to Dispose of **Trash**

Ferndale contracts with [Car Trucking](#) to collect their solid waste and recycling from the central business district. Guidelines for all commodities collected are based on SOCRRA's requirements, which you can find linked [here](#), through the QR code at the bottom, or depicted on page 11.

1 The first step in waste disposal is to identify which waste hub is closest to you (See Pg 5 for Map).

2 Trash should be taken to the compactor in a secure bag and should only contain acceptable refuse (no recyclables, food, or hazardous waste).

Once visual check is complete, close compactor door/dumpster lid. If using the compactor, do not be alarmed by any loud, mechanical noises that may follow. This is normal.

3 After placing trash in compactor, look around to ensure that there is no trash or debris on the ground.

4



SOCRRA's Guidelines Found Here

9

How to **Dispose of FOGs**

Fats, Oils, and Greases (FOGs) are collected in containers [INSERT FOGs COLLECTION SITE]. [INSERT COLLECTION AGENCIES] service the FOG containers. When disposing of FOGs, it is important to keep the following in mind:

1 Make sure that kitchen staff are properly equipped with the correct tools to get the job done. This looks like investing in easy-to-clean 5 gallon pails and transport containers with wheels.

2 Do not overfill FOG containers and use covers. If containers are overfull or lack covers, the FOG may spill over and get into storm drains.

4 Before taking FOGs from inside a restaurant to the outdoor dumpster, conduct a visual check to make sure no contaminants have fallen into the transport bucket.

3 Make your own spill kits with absorbent material such as absorbent pads or kitty litter. Keep these spill kits well marked and accessible for cleaning spills.

For more information, check out previous CLC Fellow Audrey Wilfong's FOG management guides through this QR code!



17

CENTRAL BUSINESS DISTRICT MIXED RECYCLING GUIDE

Recycling Preparation



- Clean, dry, & empty
- Goes in roll-off cart
- Cardboard NOT accepted in roll-off cart. Please place in cardboard dumpster if applicable.



Mixed Paper



Metal



Aseptic Containers



Plastic Bottles and Tub



Glass Bottles

NOT RECYCLABLE



Syringes



Plastic Bags



Food Waste



Styrofoam



Textiles



Lightbulbs



Batteries



Electronics



Ceramic Dishes



Ferndale Specific Guidelines

General Guidelines

Extractable Flyers Work for Both

How to Dispose of **Trash**

Ferndale contracts with [Car Trucking](#) to collect their solid waste and recycling from the central business district. Guidelines for all commodities collected are based on SOCRRA's requirements, which you can find linked [here](#), through the QR code at the bottom, or depicted on page 11.

1 The first step in waste disposal is to identify which waste hub is closest to you (See Pg 5 for Map).

2 Trash should be taken to the compactor in a secure bag and should only contain acceptable refuse (no recyclables, food, or hazardous waste).

Once visual check is complete, close compactor door/dumpster lid. If using the compactor, do not be alarmed by any loud, mechanical noises that may follow. This is normal.

3 After placing trash in compactor, look around to ensure that there is no trash or debris on the ground.

4



SOCRRA's Guidelines Found Here

9

- Links to Ferndale specific resources
- References to Ferndale specific infrastructure/companies

How to Dispose of FOGs

Fats, Oils, and Greases (FOGs) are collected in containers [INSERT FOGs COLLECTION SITE]. [INSERT COLLECTION AGENCIES] service the FOG containers. When disposing of FOGs, it is important to keep the following in mind:

1 Make sure that kitchen staff are properly equipped with the correct tools to get the job done. This looks like investing in easy-to-clean 5 gallon pails and transport containers with wheels.

2 Do not overfill FOG containers and use covers. If containers are overfull or lack covers, the FOG may spill over and get into storm drains.

4 Before taking FOGs from inside a restaurant to the outdoor dumpster, conduct a visual check to make sure no contaminants have fallen into the transport bucket.

3 Make your own spill kits with absorbent material such as absorbent pads or kitty litter. Keep these spill kits well marked and accessible for cleaning spills.

For more information, check out previous CLC Fellow Audrey Wilfong's FOG management guides through this QR code!



- Fill-in-the-blank blurbs
- General resources and best practices
- Template customizable

Central Business District Grease Recycling Guide

1) Let grease cool.

2) Pour into a transport container.

3) Dispose of grease in can.

4) Used Cooking Oil (UCO) is the only acceptable material to be placed in grease can.



Forbidden Items



Water



Food Matter



Animal Bones



Cleaning Agents



Rags



Rubber Gloves

- Generic imagery
- Universal instruction
- Minimal language
(meant to be printed and displayed)
- Toolkits are offered online as Canva templates for further customization

Trash Compactor Tutorial



City of Ferndale, MI Trash Compactor Tutorial

No views • 3 minutes ago

City of Ferndale Trash Compactor Tutorial By: Annie Dudley, 2024 Catalyst Leadership Circle Fellow Logan Applebee, Zero Waste Systems Manager, City of Ferndale Alexandra Haddad, Communications...

- Location of trash compactors
- Acceptable use guidelines
- What is / is not trash
- What is / is not recycling
- Extra resources

NEXT STEPS

- Strong collaboration between Zero Waste Manager and DDA is key
- Distribute guide through DDA e-newsletter
- With ticket citations for improper waste disposal, include copy of guide



**QUESTIONS?
THANK YOU!**

This work would not have been possible without the participation and information of so many stakeholders

and supporters, special thanks to:

All the CLC Fellows!

Sarah Lee, CLC Fellowship Director, Graham Sustainability Institute

Fatimah Bolhassan, Graham Sustainability Institute Multimedia Designer

Logan Applebee, Zero Waste Program Coordinator

Alex Haddad, Strategic Communications Manager

Sommer Realy, Engagement Manager

Jennie Beeker, DDA Director

Roger Long, DPW Officer

Michael Hennes, Howe's Bayou Owner

Ferndale Communications Department

