

SUSTAINABILITY CULTURAL INDICATORS PROGRAM (SCIP) 2015

Measuring sustainability awareness & behaviors at the University of Michigan (U-M)

Each ring below represents a top cultural indicator score of 10 for a range of sustainability knowledge, behavior, and disposition items at U-M. The number inside the ring represents how the campus community did in reaching those goals and changes since 2012.

Can you see where **YOU** helped to close the gap in campus sustainability progress on campus?



LEGEND



STATISTICALLY
SIGNIFICANT
INCREASE

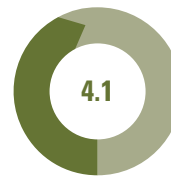


STATISTICALLY
SIGNIFICANT
DECREASE

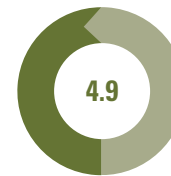


COMMUNITY AWARENESS

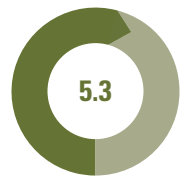
WASTE PREVENTION



STUDENTS



STAFF



FACULTY

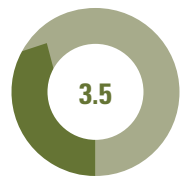
SUSTAINABLE TRAVEL AND TRANSPORTATION



STUDENTS



STAFF



FACULTY

SUSTAINABLE FOODS



STUDENTS



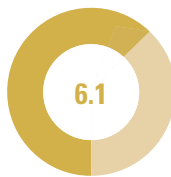
STAFF



FACULTY

CLIMATE ACTION

CONSERVATION BEHAVIOR



STUDENTS

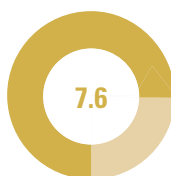


STAFF



FACULTY

TRAVEL BEHAVIOR



STUDENTS



STAFF



FACULTY

MORE INDICATORS

WASTE PREVENTION

WASTE PREVENTION BEHAVIOR



STUDENTS



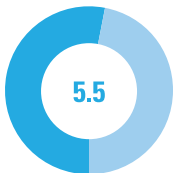
STAFF



FACULTY

HEALTHY ENVIRONMENTS

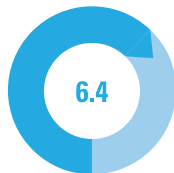
SUSTAINABLE FOOD PURCHASES



STUDENTS



STAFF



FACULTY

OTHER

SUSTAINABILITY ENGAGEMENT AT U-M



STUDENTS



STAFF

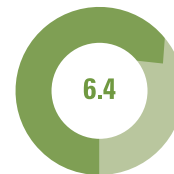


FACULTY

SUSTAINABILITY COMMITMENT



STUDENTS



STAFF

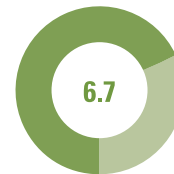


FACULTY

RATING U-M SUSTAINABILITY INITIATIVES



STUDENTS



STAFF



FACULTY

OVERVIEW OF 4 YEARS OF SCIP DATA

Indicators which have increased:

- Waste Prevention Behavior
- Sustainable Food Awareness
- Sustainability Commitment
- Sustainability Engagement at U-M

Indicators which have remained roughly the same:

- Climate Action: Conservation Behavior: Sustainable Food Purchases
- Healthy Environments: (increased for staff)
- Community Awareness: Sustainable travel and Transportation (decreased for students) and Waste Prevention
- Rating U-M Sustainability Initiatives